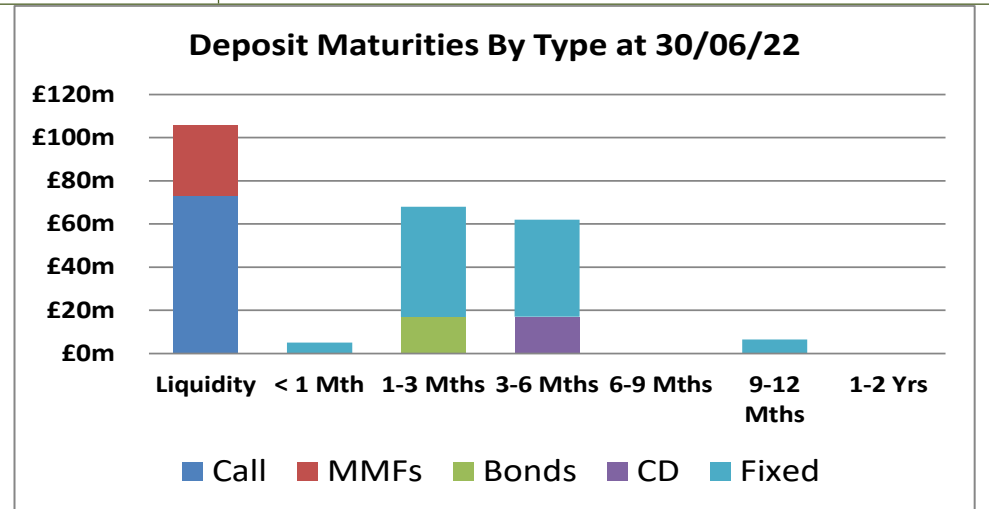
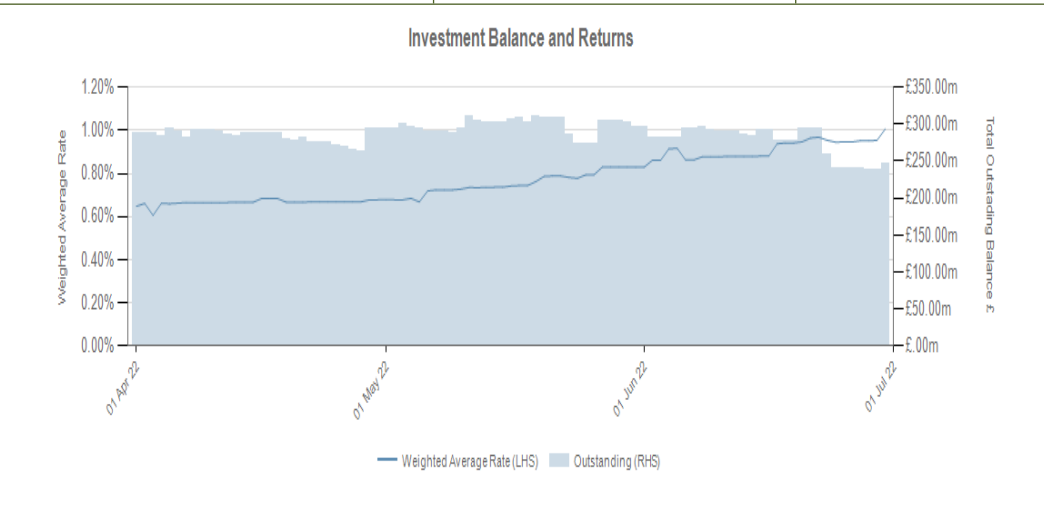


**Investment Position at 30<sup>th</sup> June 2022**

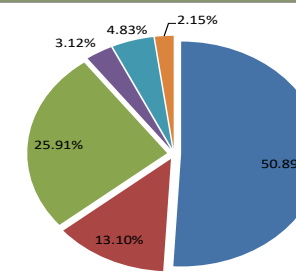
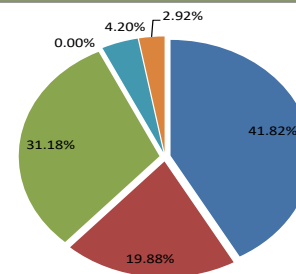
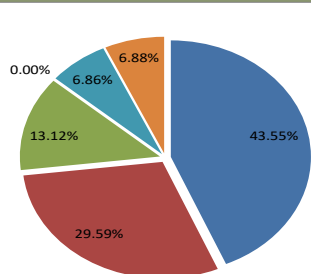
Investments Outstanding 30.6.2022	Weighted Average Maturity (WAM)	Benchmark Return (ON/3 Month SONIA) Annualised	Council Performance Annualised
<b>£247.070m</b>	<b>95 Days</b>	<b>1.058%</b>	<b>0.775%</b>



**Link Benchmarking Analysis of Investments on 30<sup>th</sup> June 2022**

	LCC	Benchmark Group (12)	English Counties (14)
<b>Return at 30.6.22</b>	<b>0.98%</b>	<b>0.97%</b>	<b>0.97%</b>
<b>WAM</b>	<b>95</b>	<b>68</b>	<b>110</b>
<b>Risk Weighted Score (Duration &amp; Credit Quality)</b>	<b>3.73</b>	<b>2.83</b>	<b>2.82</b>
<b>Model Banding- Expected Return for Risk Taken</b>	<b>0.83% - 1.09%</b>	<b>0.78% - 1.05%</b>	<b>0.83% - 1.10%</b>

<b>1.100%</b>	<b>Fixed Deposits</b>
<b>1.100%</b>	<b>Call &amp; O/N</b>
<b>0.582%</b>	<b>CDs</b>
<b>0.188%</b>	<b>Bonds</b>
<b>1.126%</b>	<b>MMFs</b>
<b>0.000%</b>	<b>Enhanced MMFs</b>



This page is intentionally left blank